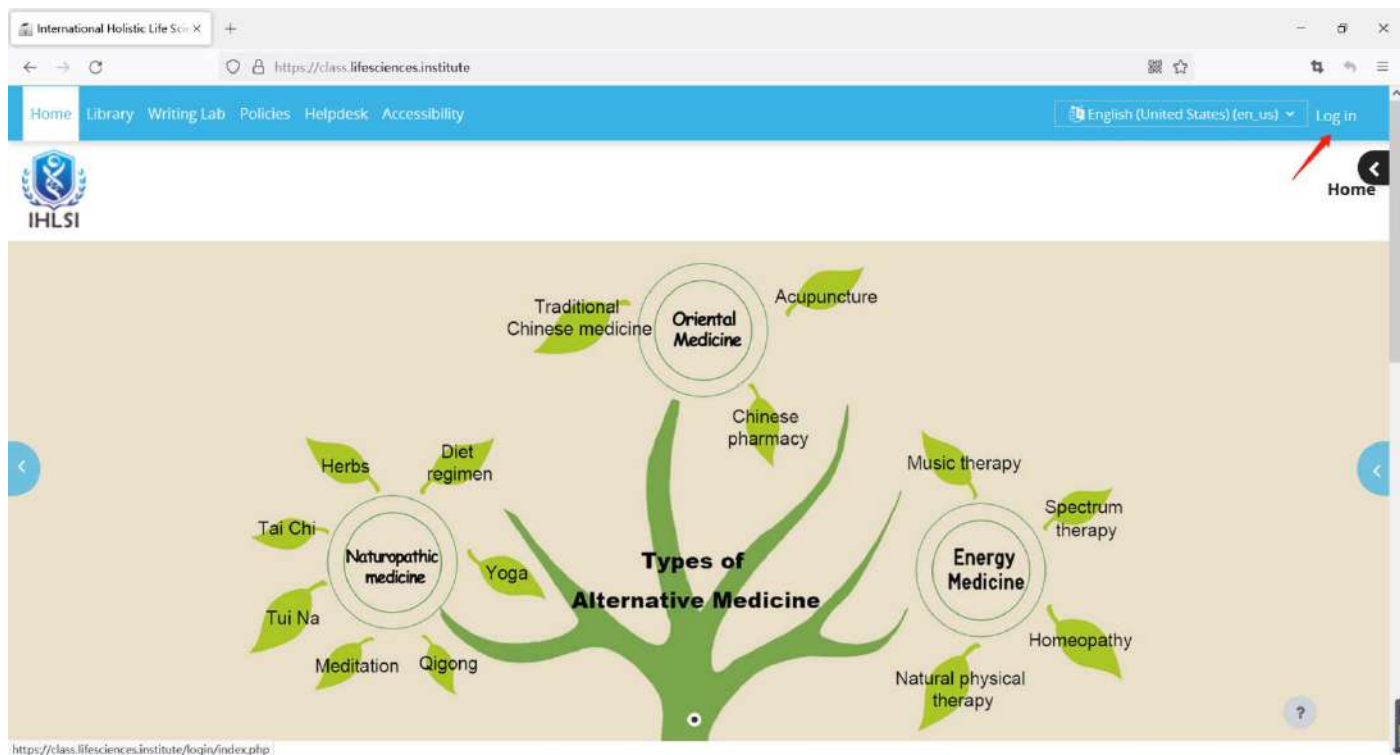
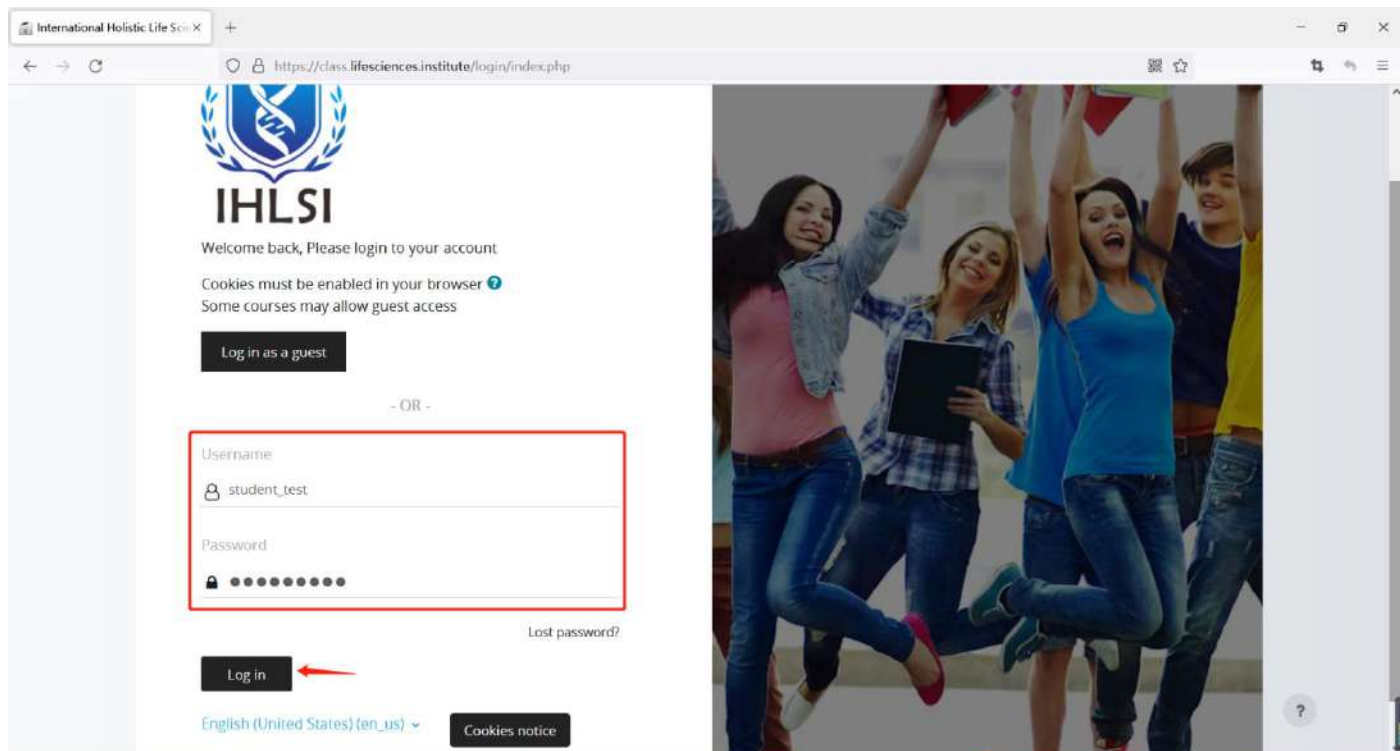


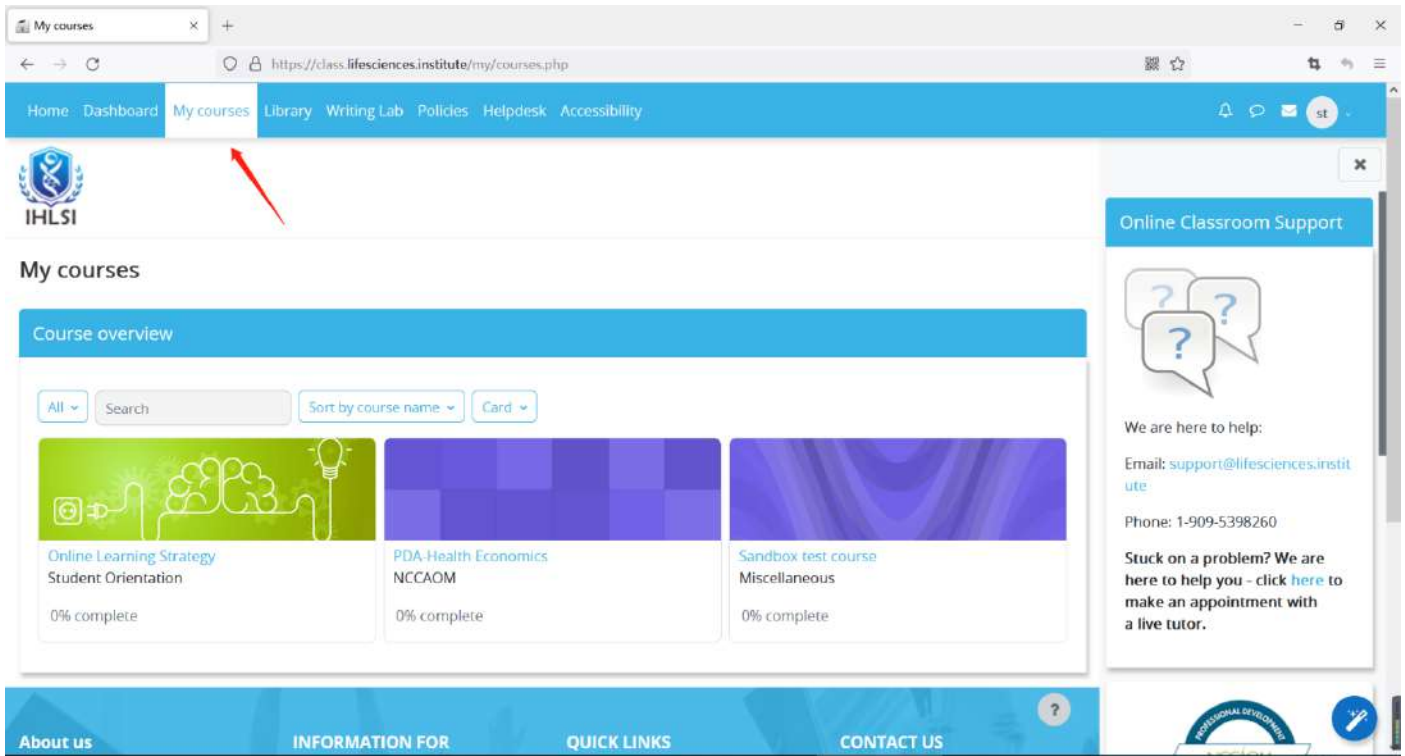
1. Go to IHLSI online classroom: <https://class.lifesciences.institute/>.



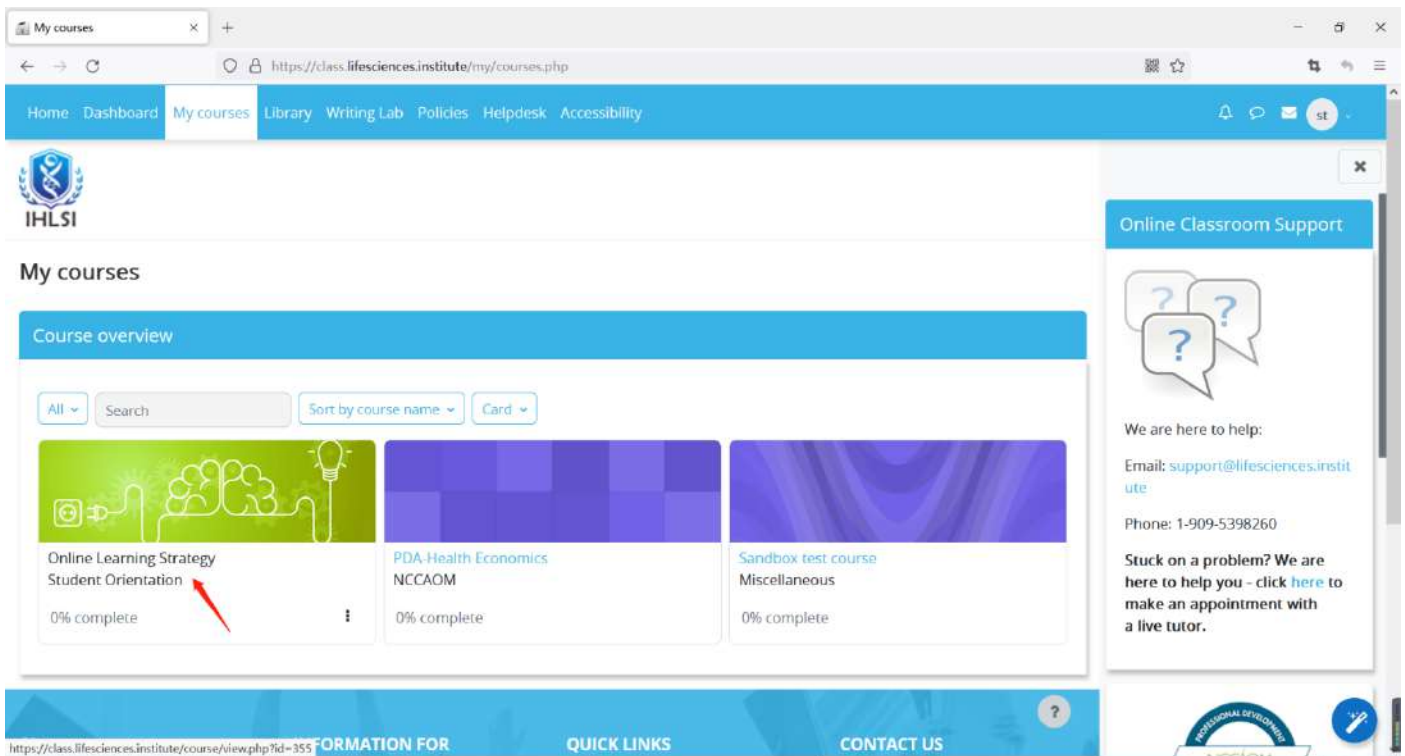
2. Enter your username and password to log in. You will need to change your password on your first log in.



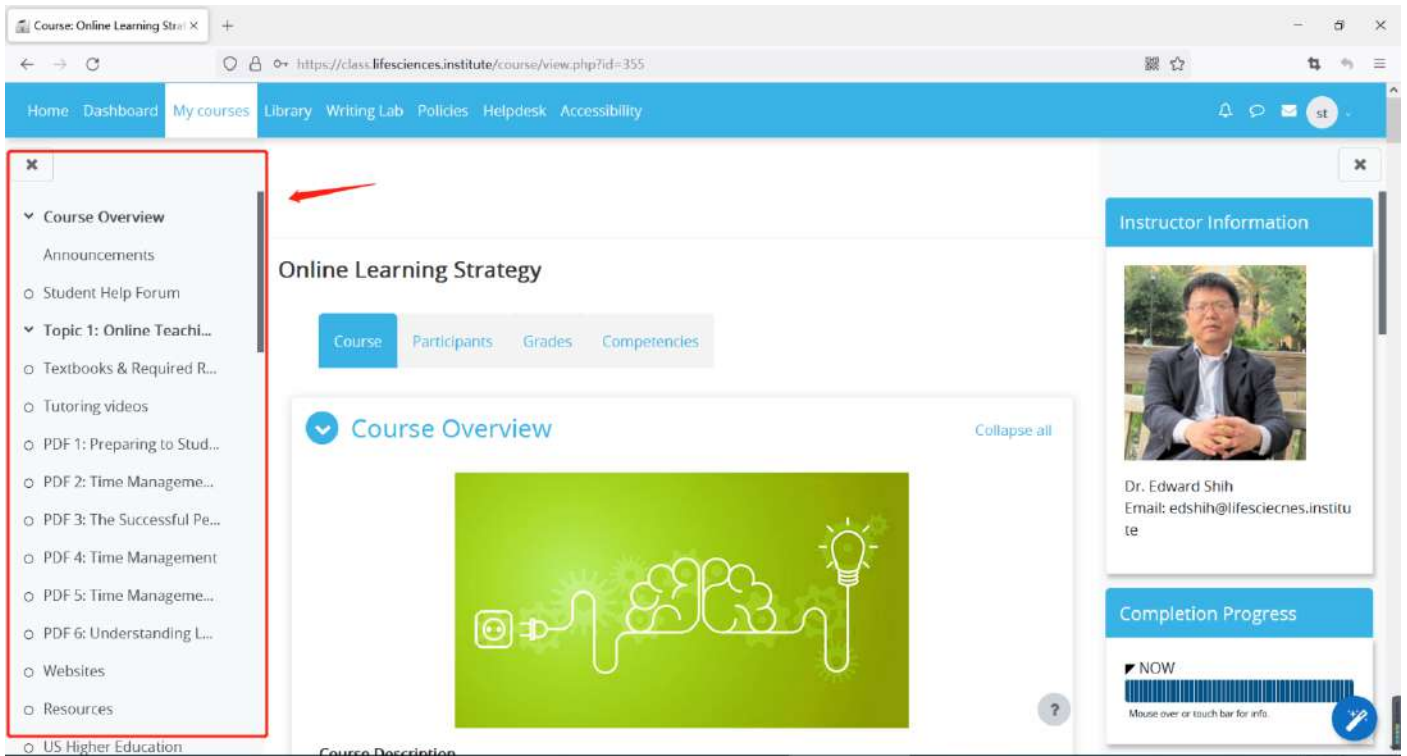
3. After login, you will find My courses menu.



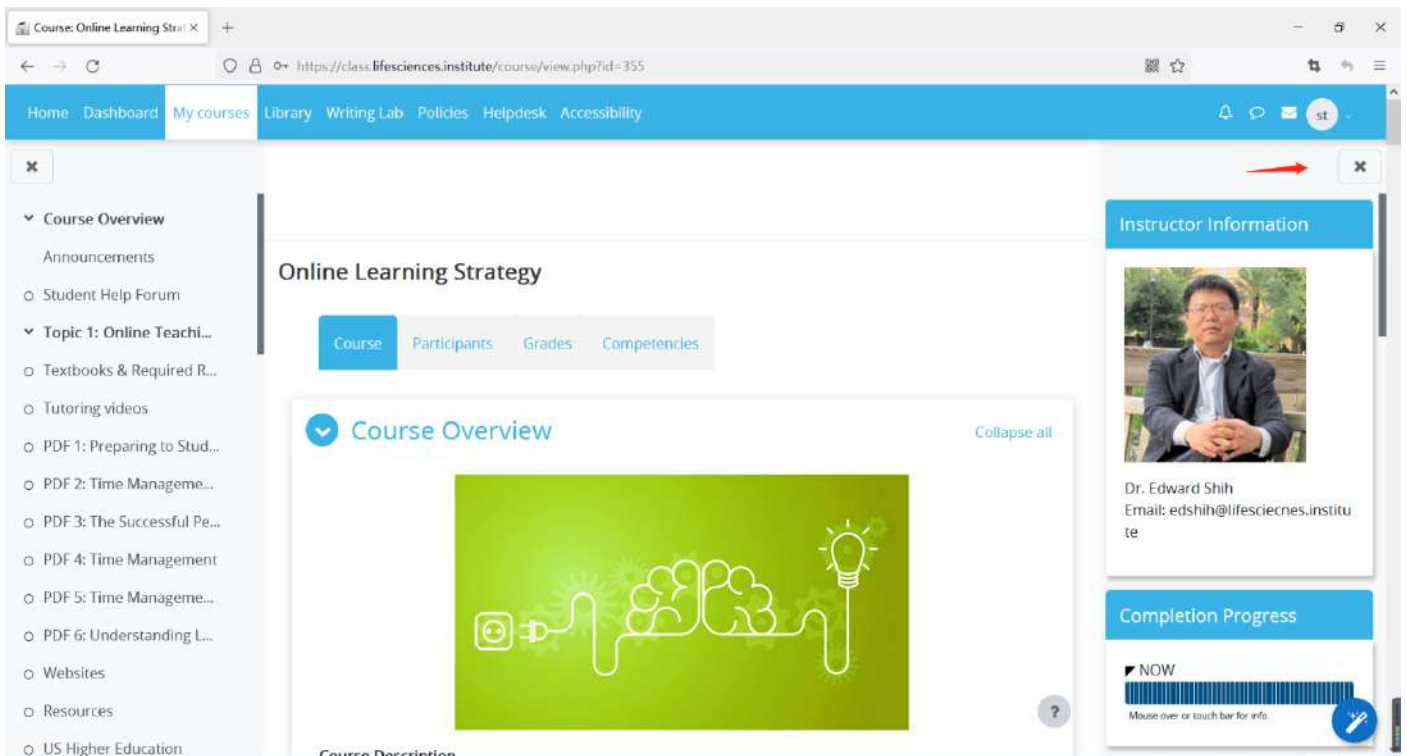
4. Click the course name to enter the course.



5. The left column shows the course structure and content.



6. Click the icon to fold the course information.



7. Please check out the Announcement forum regularly to see what to focus on and learn each week.

The screenshot shows a Moodle course page. The top navigation bar includes Home, Dashboard, My courses, Library, Writing Lab, Policies, Helpdesk, and Accessibility. The left sidebar lists Course Overview, Announcements, Student Help Forum, and Topic 1: Online Teaching. The main content area displays course objectives and a list of forum links. A red box highlights the 'FORUM Announcements' link, with a red arrow pointing to it. Other forum links include 'FORUM Student Help Forum' and a 'Mark as done' button. The right sidebar shows Instructor Information for Dr. Edward Shih and a Completion Progress section.

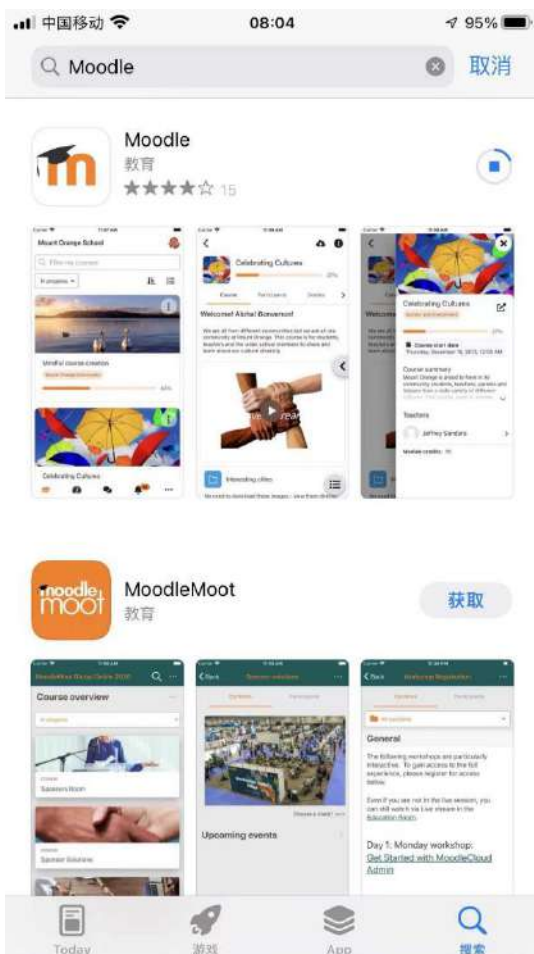
The screenshot shows the Moodle Announcements forum page. The top navigation bar is the same as the previous screenshot. The left sidebar highlights 'Announcements'. The main content area shows the forum title 'FORUM Announcements' and a search bar. Below the search bar, there is a discussion thread titled 'Hello Class: Welcome to Week 1!' with a red arrow pointing to it. The thread shows it was started by 'Edwa...' on 31 May 20 and has 0 replies. The right sidebar features 'Online Classroom Support' information, including contact details for support@lifesciences.institute and a phone number.

8. Browse the top menus for useful resources.

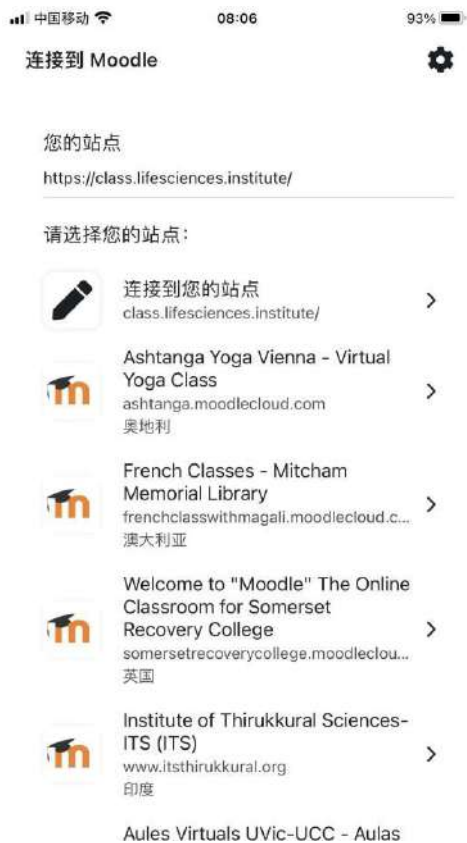


How to access online courses by using Moodle Mobile App

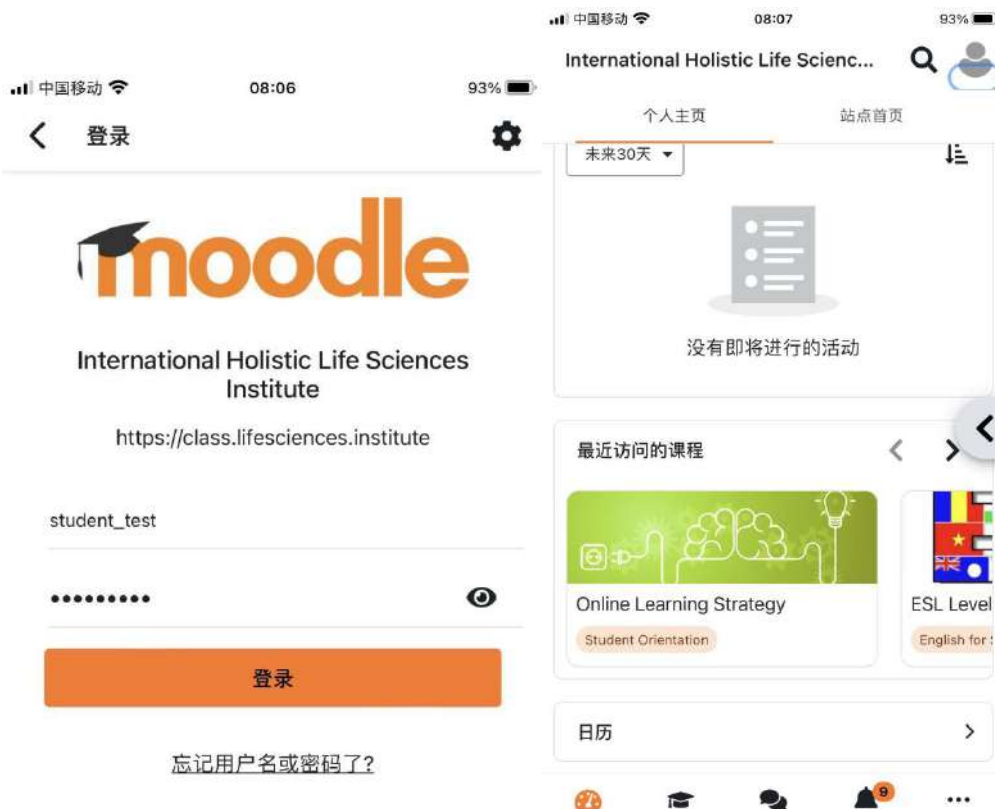
1. Download Moodle App



2. Open the Moodle App and paste the course website <https://class.lifesciences.institute>.



3. Log in with your username and password, as you use in your PC.



Notes:

1)

We currently use the Moodle App free plan.

What's Included In The Free Plan

- 50 active devices for push notifications
- Access to 2 offline courses per device per site
- 1 custom menu item
- 1 disabled feature
- 10 custom strings

✓ Access course content and activities

✓ In-App Messaging

✓ Calendar

✓ Gradebook

✗ Multimedia Push notifications

✗ QR Login (Requires Moodle LMS 3.9)

✗ Basic custom branding

✗ Custom site listing in search results on Site Finder

✗ Separated Notifications Server

✗ Full app branding (logo, colours)

✗ Google Analytics

✗ Mobile App Support via email

According to Moodle.org, “Non-profit organizations and NGOs may also qualify to receive the Premium Moodle App Plan at no cost.” Since we are a non-profit educational organization, we are in the process of applying for the Premium plan with the features listed in the table below.

	Standard Moodle App			Branded Moodle App
	Free	Pro €199 per year	Premium €499 per year*	
Access course content and activities	✓	✓	✓	✓
In-App Messaging	✓	✓	✓	✓
Calendar	✓	✓	✓	✓
Gradebook	✓	✓	✓	✓
Multimedia Push notifications	✗	✓	✓	✓
Basic custom branding via CSS	✗	✗	✓	✓
Customisable app features	1 custom menu item 1 disabled feature 10 custom strings	2 custom menu items 2 disabled features 20 custom strings	Unlimited	Unlimited
Number of active devices for mobile push notifications	50	500	Unlimited	Unlimited
Offline access to content	2 courses / device	4 courses / device	Unlimited	Unlimited
Your own App in the stores	✗	✗	✗	✓
Separated Notifications Server	✗	✗	✗	✓
Full app branding (logo, colours)	✗	✗	✗	✓
Google Analytics	✗	✗	✗	✓
Mobile App Support via email	✗	✗	✗	✓
* Free for qualified sites (hosted by Moodle Partners, MoodleCloud and NGO), more info below				

For more information about Moodle Mobile App, please visit the official website at

<https://download.moodle.org/mobile/>.

2)

iPad and tablet computers can also run the same Moodle Mobile App.